

How to save a recording indefinitely

When you record TV content, it is stored for a maximum period of 365 days before being automatically deleted. If you want to keep a recording indefinitely, here's how to use the **Saved** feature.

Steps to save a recording indefinitely


1. Access your recordings :

- Press the **DVR** button on the remote control.



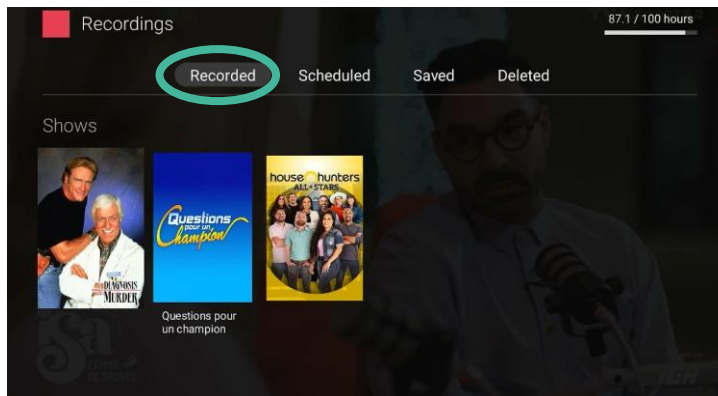
OR

- Press the TiVo button on the remote control and select the **DVR** section on the screen.



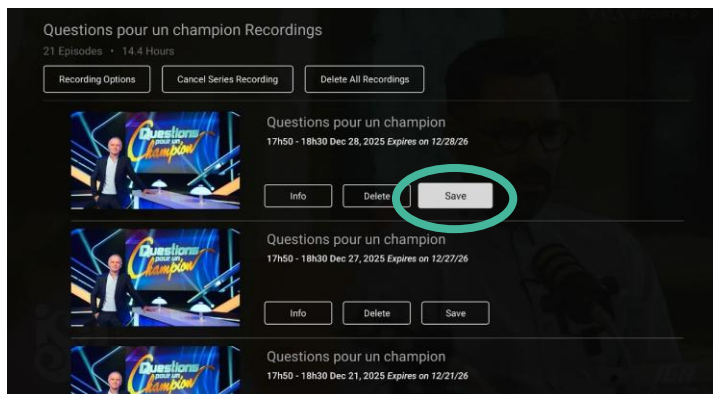
2. Access your recorded programs :

- Access to the **Recorded** section.



4. Save a recording indefinitely :

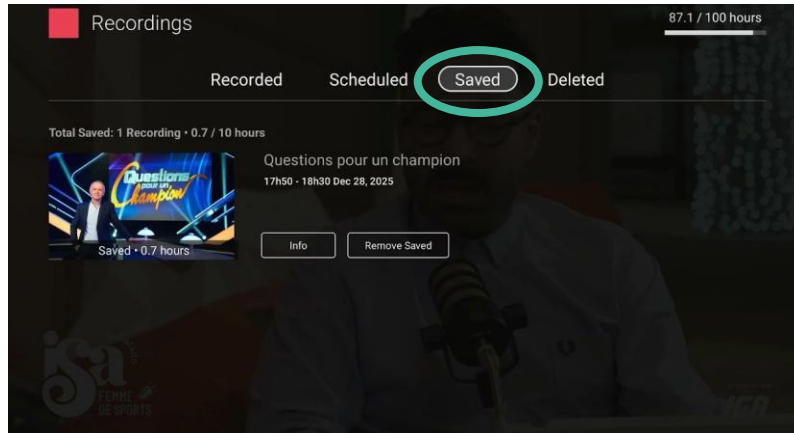
- Select the program you wish to keep for long-term storage.
- Press **Save**.



- ✓ *The recording is now protected against automatic deletion.*

5. Access your saved recordings

- Return to the **Recorded** section.
- Access to the **Saved** tab.



✓ You will see a list of your successfully saved recordings.

- If you change your mind, click **Remove Saved**.

